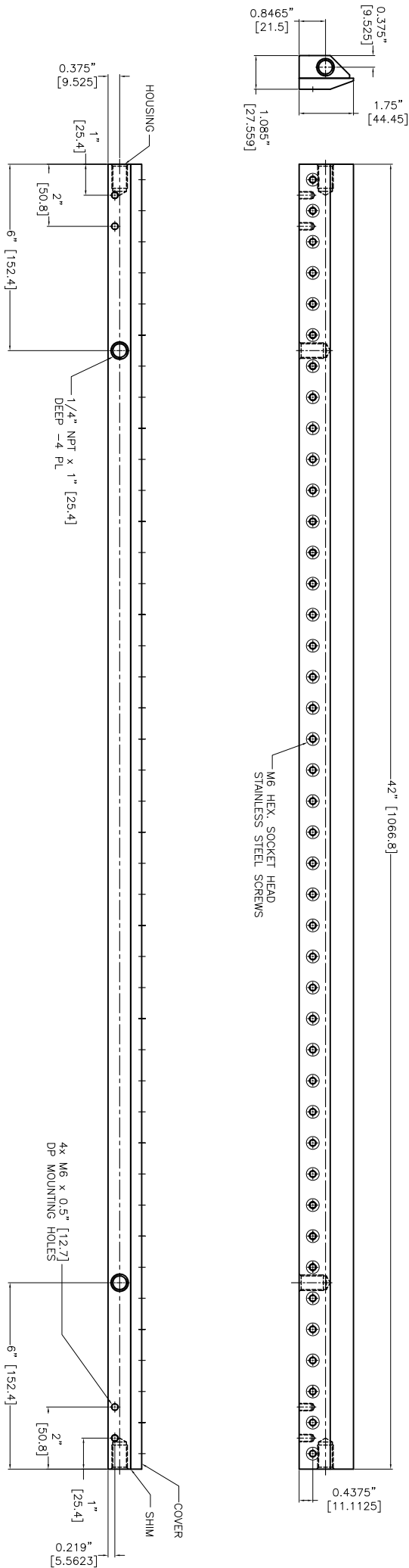
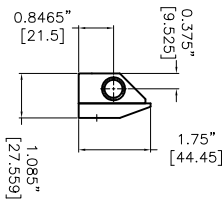
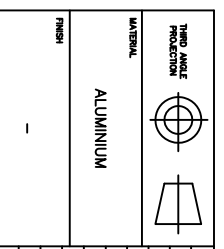


- NOTES:
- 1 ALL DIMENSIONS SHOWN ARE FINISH OPERATIONAL DIMENSIONS WHICH INCLUDE RESIDUAL COATINGS UNLESS OTHERWISE SPECIFIED.
  - 2 PART TO BE PACKED PROPERLY TO AVOID ANY DAMAGE WHILE SHIPPING & HANDLING.
  - 3 ALL HORIZONTAL DIMENSIONS ARE SYMMETRICAL ABOUT CENTER LINE UNLESS OTHERWISE SPECIFIED.



| REQUIREMENTS-UNLESS OTHERWISE SPECIFIED                           | CONTRACT NUMBER | DATE | REV |
|---|-----------------|------|-----|
| 1. FINISH AS SHOWN (SEE DETAIL)                                   |                 |      |     |
| 2. DIMENSIONS AND TOLERANCES IN ACCORDANCE WITH ANSI Y14.5 (1982) |                 |      |     |
| 3. MACHINE FINISH 125 MICRO INCH RMS                              |                 |      |     |
| 4. BREAK SHARP CORNERS .005 TO .015                               |                 |      |     |
| 1. LINEAR DIMS:<br>±.005<br>±.010<br>±.015                        |                 |      |     |
| 2. ANGLES = ± 1/2°  |                 |      |     |
| 3. ROUNDOFF .010 TR   |                 |      |     |
| 4. HOLES IN ACCORDANCE WITH ANSI 10.9B7                           |                 |      |     |
| CONTRACT NUMBER   |                 |      |     |
| CLIENT  |                 |      |     |
| CONTRACTOR  |                 |      |     |
| DRAWN   |                 |      |     |
| DESIGN  |                 |      |     |
| DATE  |                 |      |     |
| 27/11/2013  |                 |      |     |
| SCALE   |                 |      |     |
| 1:1   |                 |      |     |
| PROJECT   |                 |      |     |
| 42" X-STREAM AIR BLADE AIR KNIFE                                  |                 |      |     |
| SIZE  |                 |      |     |
| DATE CODE   |                 |      |     |
| 10042X  |                 |      |     |
| DWG NO  |                 |      |     |
| 10042X  |                 |      |     |
| SCALE   |                 |      |     |
| 1:1   |                 |      |     |
| CAD NO  |                 |      |     |
| XAK-42  |                 |      |     |
| SHEET   |                 |      |     |
| 1   |                 |      |     |

| TEMP AND PROTECTION | MATERIAL  | FINISH | PART NO | QTY PER PART NO | USED ON | NEXT ASSEMBLY |
|---------------------|-----------|--------|---------|-----------------|---------|---------------|
|                     | ALUMINIUM |        |         |                 |         |               |



8 7 6 5 4 3 2 1