

5

4

3

2

1

D

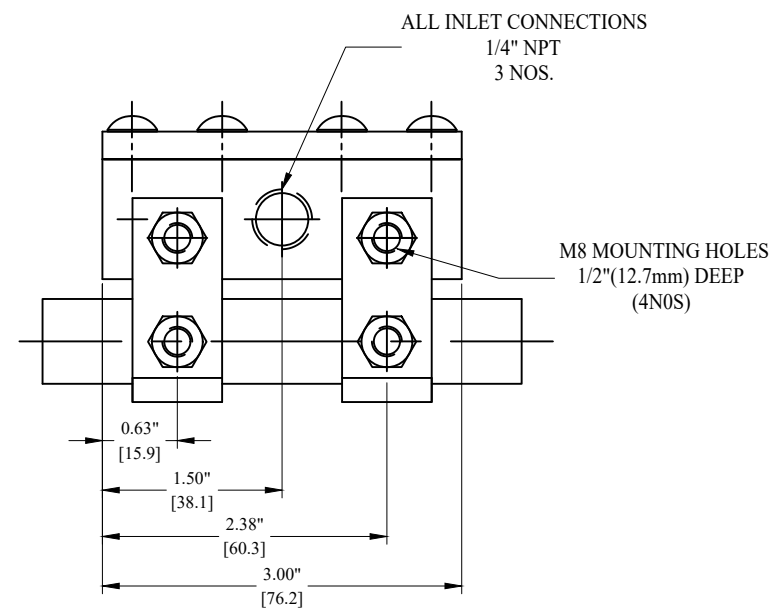
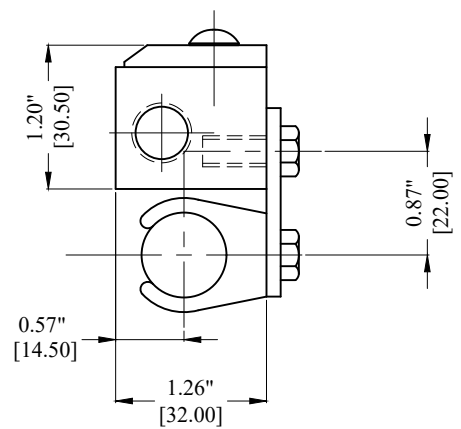
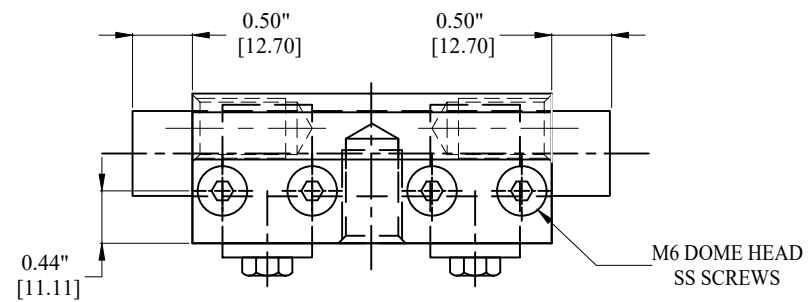
D

C

C

B

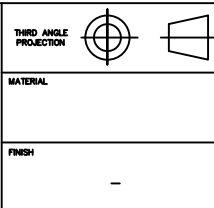
B



A

A

PROPRIETARY
REPRODUCTION OR DISTRIBUTION
WITHOUT WRITTEN CONSENT OF
NEXFLOW™ PRODUCTS IS PROHIBITED.



REQUIREMENTS—UNLESS OTHERWISE SPECIFIED	CONTRACT NUMBER
GENERAL	CLIENT
1. DIMS ARE IN INCHES (MM)	CONTRACTOR
2. DIMENSIONING AND TOLERANCING IN ACCORDANCE WITH ANSI Y14.5 (1982)	DATE
3. MACHINE FINISH 125 MICRO INCH RMS	19/11/2020
4. INTERNAL RADII .015	CHECKED
5. BREAK SHARP CORNERS .005 TO .015	LES
LIMITS	PROJECT
1. LINEAR DIMS.	G.A.
XX = .005	STRESS
XX = .010	MANUFACTURING
XX = .030	THERMAL
2. ANGLES = ± 1/2°	MATERIALS
3. RUNOUT .010 TIR	MECHANISM
PROJECT	ELECTRICAL

PROJECT	DATE	SCALE	CAGE CODE	DWG NO	RELEASE	REV
CHIRAG.S	19/11/2020	1:1		15003/16003		

NEX FLOW AIR PRODUCTS CORP. 10520 YONGE STREET, UNIT 35B-220, RICHMOND HILL, ON L4C 3C7 TEL.: (416) 410-1313 & FAX: (416) 410-1806 www.nex-flow.com						
TITLE						
3" STANDARD AIR BLADE AIR KNIFE WITH RN IONIZER / VS IONIZER						
SCALE	CAGE CODE	DWG NO	RELEASE	REV		
1:1		15003/16003				
SCALE	CAD NO	SHEET	OF			
1:1		1	1			

5

4

3

2

1