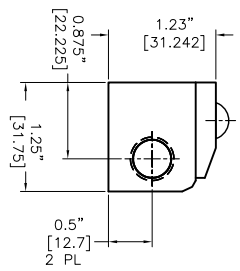
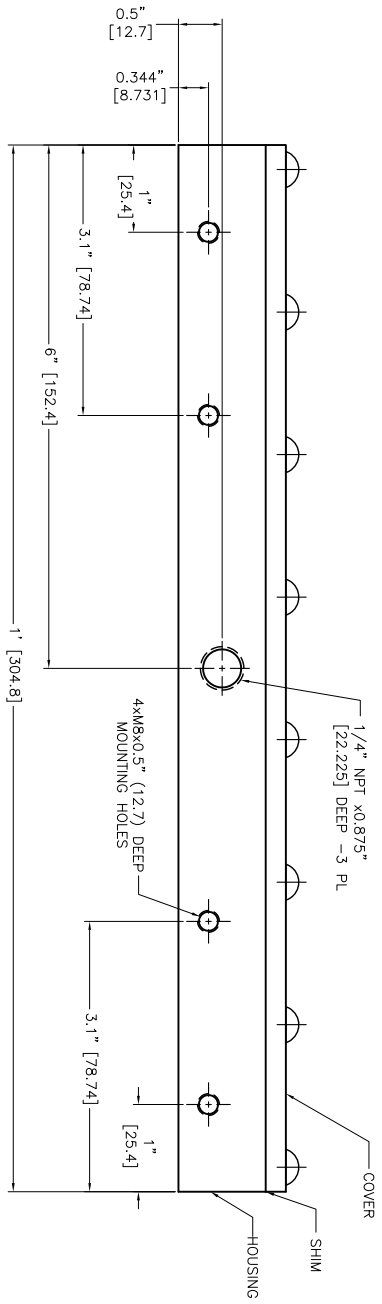
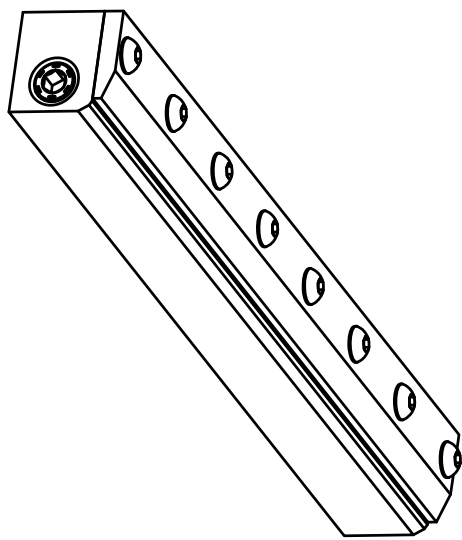
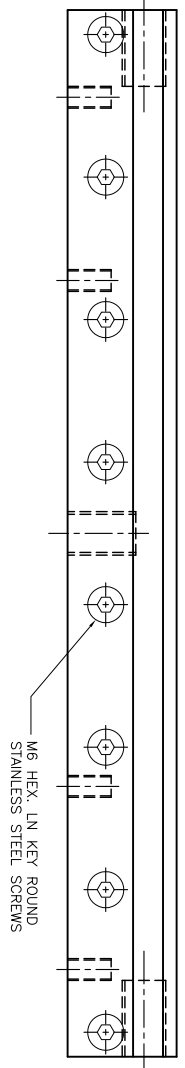


REVISIONS			
REV	DESCRIPTION	DATE	APPROVED
-	-	-	-

- NOTES:
- 1 ALL DIMENSIONS SHOWN ARE FINISH OPERATIONAL DIMENSIONS WHICH INCLUDE RESIDUAL COATINGS UNLESS OTHERWISE SPECIFIED.
 - 2 PART TO BE PACKED PROPERLY TO AVOID ANY DAMAGE WHILE SHIPPING & HANDLING.
 - 3 ALL HORIZONTAL DIMENSIONS ARE SYMMETRICAL ABOUT VERTICAL CENTER LINE UNLESS OTHERWISE SPECIFIED.



REQUIREMENTS-UNLESS OTHERWISE SPECIFIED		CONTRACT NUMBER -	
GENERAL		CLIENT	-
1. DIMS ARE IN INCHES (MM)		CONTRACTOR	-
2. ACCORDANCE WITH ANSI Y14.5 (1982)		DATE	03/09/2014
3. MACHINE FINISH 125 MICRO INCH RMS		DESIGN	CHIRIACS
4. INTERNAL RADI R015		PROJECT	ASHISH
5. BREAK SHARP CORNERS 0.05 TO 015		MANUFACTURING	O.A.
LIMITS		SIZE	C
1. LINEAR DIMS.		DWG NO	10012
2. ANGLES = ± 1/2'		SCALE	-
3. HOLEZ TO 0.015"		CAD NO	SAK-12
4. HOLES IN ACCORDANCE WITH AND 10397		SHEET	1 OF 1
FINISH		REVISION	P 1
ALUMINUM/SS-304			
HARD ANGLE PRODUCTION			

TITLE
 12" STANDARD AIR BLADE AIR KNIFE
 OUTLINE DRAWING OF

CLIENT
 NEX FLOW AIR PRODUCTS CORP.
 10820 YONCE STREET UNIT 399-220 RICHMOND HILL, ON L4C 3G7
 TEL.: (416) 410-3113 & FAX: (416) 410-1806 www.nex-flow.com