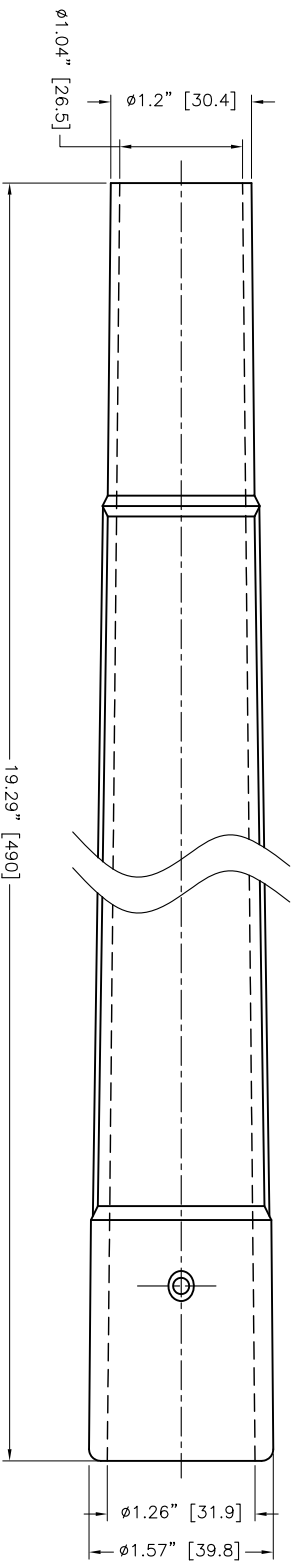


THIRD ANGLE PROJECTION		REQUIREMENTS - FINISHES		CONTRACT NUMBER -		NEX FLOW AIR PRODUCTS CORP.	
DIE CAST ALUMINIUM		GENERAL		CLIENT -		10820 YONKE STREET, UNIT 358-220, RICHMOND HILL, ON L4C 3C7	
FINISH		DIMENSIONS		CONTRACTOR -		TEL.: (416) 410-1313 & FAX: (416) 410-1806 www.nfx-flow.com	
PART NO.		1. DIMENSIONS ARE IN INCHES (MM)		DATE -		TITLE -	
NEXT ASSEMBLY		2. DIMENSIONS AND TOLERANCES IN ACCORDANCE WITH ANSI Y14.5 (1982)		18/04/2015		X-STREAM HAND VAC	
USED ON		3. MACHINE FINISH 125 MICRO INCH RMS		CHECKED		PART NAME -	
QTY PER PART NO.		4. BREAK SHARP CORNERS .005 TO .015		ASHISH		BODY	
QTY PER PART NO.		LIMITS		O.K.		SIZE	
QTY PER PART NO.		1. LINEAR DIMS:		MATERIALS		CAGE CODE	
QTY PER PART NO.		XXX = .005		ELECTRICAL		DWG NO	
QTY PER PART NO.		XX = .002				36001	
QTY PER PART NO.		X = .000				REV	
QTY PER PART NO.		ANGLES = ± 1/2°				P	
QTY PER PART NO.		4. HOLES IN ACCORDANCE WITH AND 10087				SCALE	
QTY PER PART NO.						1:1	
QTY PER PART NO.						CND NO	
QTY PER PART NO.						VE-B	
QTY PER PART NO.						SHEET	
QTY PER PART NO.						1 OF 1	



FRONT VIEW

SIDE VIEW

NOTE : 2 EXTENTION PIPES ARE PROVIDED PER SET.

REVISIONS		REVISIONS		REVISIONS		REVISIONS		REVISIONS			
NO.	DESCRIPTION	DATE	BY	NO.	DESCRIPTION	DATE	BY	NO.	DESCRIPTION		
1	ISSUE FOR MANUFACTURING	19/04/2015	CHIRAKS	2	ISSUE FOR MANUFACTURING	19/04/2015	CHIRAKS	3	ISSUE FOR MANUFACTURING	19/04/2015	CHIRAKS
4	ISSUE FOR MANUFACTURING	19/04/2015	CHIRAKS	5	ISSUE FOR MANUFACTURING	19/04/2015	CHIRAKS	6	ISSUE FOR MANUFACTURING	19/04/2015	CHIRAKS
7	ISSUE FOR MANUFACTURING	19/04/2015	CHIRAKS	8	ISSUE FOR MANUFACTURING	19/04/2015	CHIRAKS	9	ISSUE FOR MANUFACTURING	19/04/2015	CHIRAKS
10	ISSUE FOR MANUFACTURING	19/04/2015	CHIRAKS	11	ISSUE FOR MANUFACTURING	19/04/2015	CHIRAKS	12	ISSUE FOR MANUFACTURING	19/04/2015	CHIRAKS

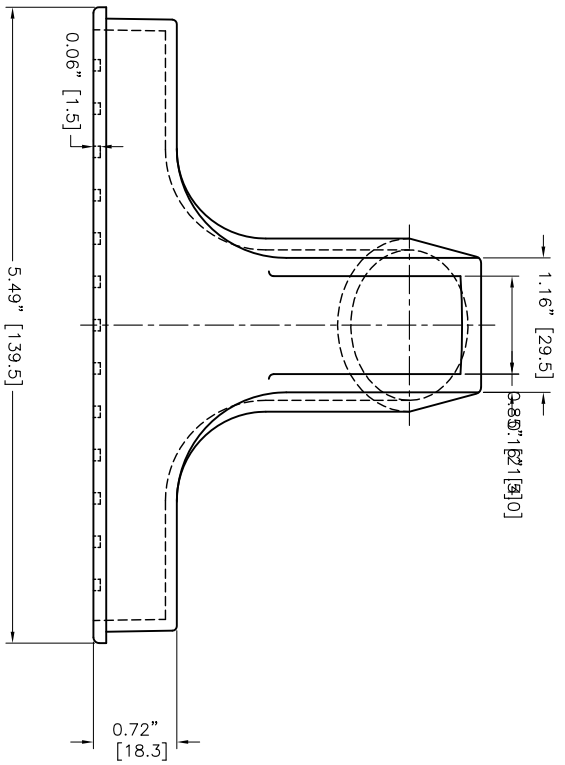
CONTRACT NUMBER	GENERAL	CLIENT	CHIRAKS
CONTRACTOR	CHIRAKS	DATE	19/04/2015
DESIGNER	CHIRAKS	REVISION	CHIRAKS
CHECKER	CHIRAKS	DATE	19/04/2015
APPROVED	CHIRAKS	DATE	19/04/2015

TITLE	X-STREAM HAND VAC
PROJECT	EXTENSION PIPE
SCALE	1:1
DATE	19/04/2015
BY	CHIRAKS
CHECKED	CHIRAKS
APPROVED	CHIRAKS

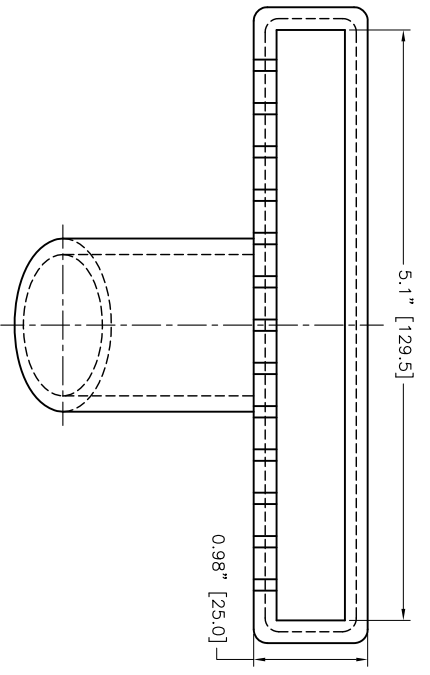
CONTRACT NUMBER	GENERAL	CLIENT	CHIRAKS
CONTRACTOR	CHIRAKS	DATE	19/04/2015
DESIGNER	CHIRAKS	REVISION	CHIRAKS
CHECKER	CHIRAKS	DATE	19/04/2015
APPROVED	CHIRAKS	DATE	19/04/2015

CONTRACT NUMBER	GENERAL	CLIENT	CHIRAKS
CONTRACTOR	CHIRAKS	DATE	19/04/2015
DESIGNER	CHIRAKS	REVISION	CHIRAKS
CHECKER	CHIRAKS	DATE	19/04/2015
APPROVED	CHIRAKS	DATE	19/04/2015

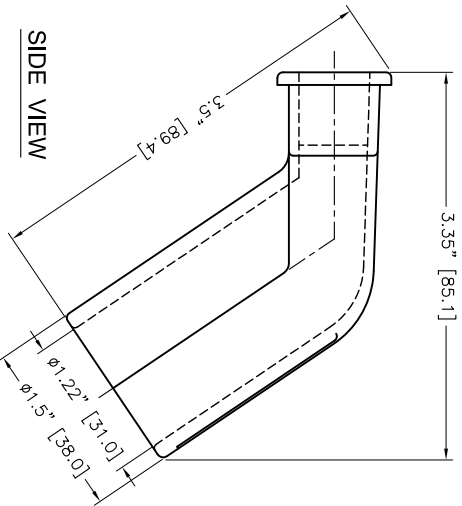
8 7 6 5 4 3 2 1



TOP VIEW



FRONT VIEW



SIDE VIEW

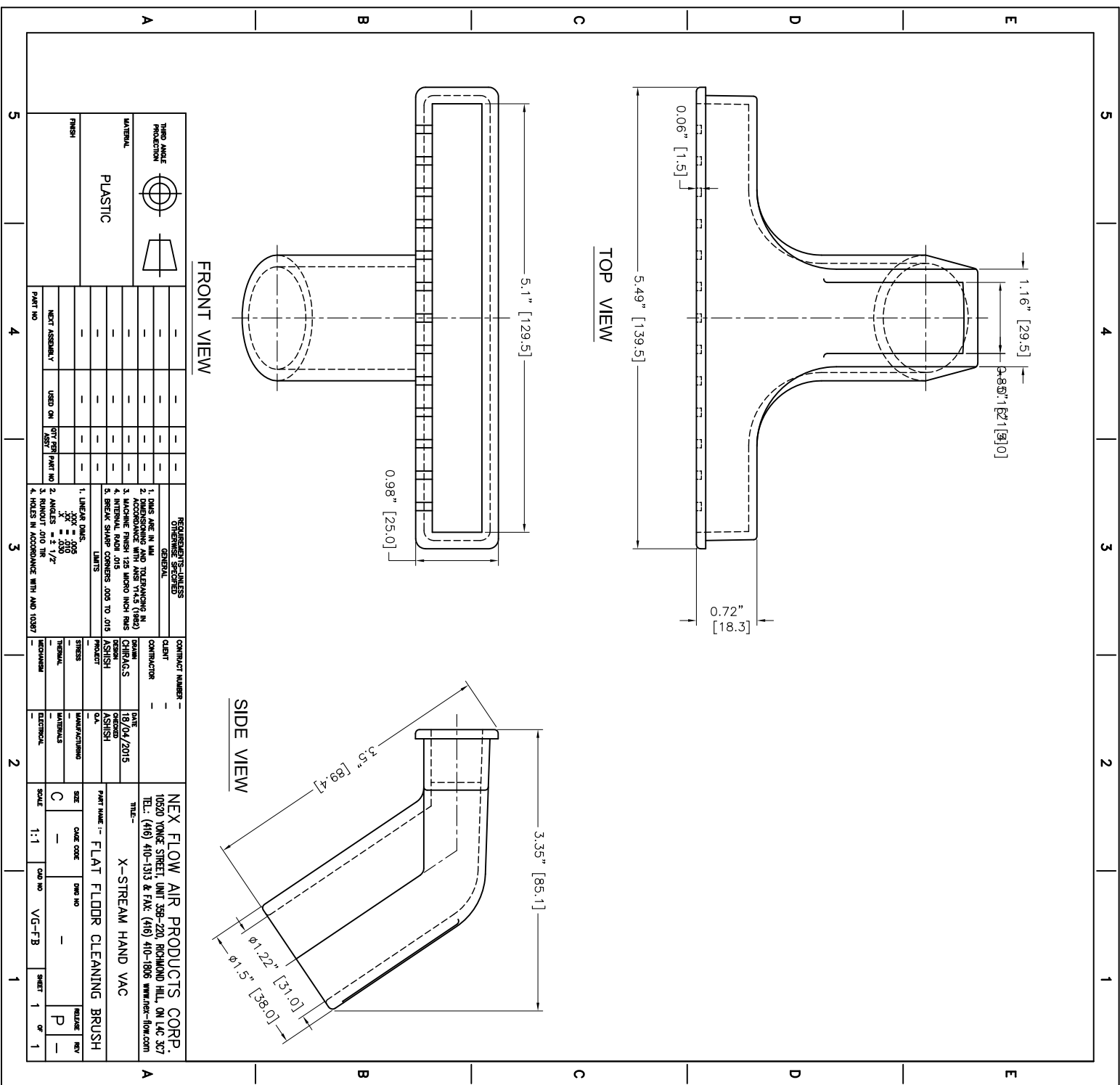
		REQUIREMENTS-LIMITS OTHERWISE SPECIFIED		CONTRACT NUMBER -	
THIRD ANGLE PROJECTION		GENERAL		CLIENT -	
MATERIAL PLASTIC		1. DIMS ARE IN MM UNLESS NOTED OTHERWISE 2. DIMENSIONS AND TOLERANCES IN PARENT PARENTHESIS 3. MACHINE FINISH UNLESS MICRO INCH DIMS 4. INTERNAL RADIUS .015 5. BREAK SHARP CORNERS .005 TO .015		CONTRACTOR -	
FINISH		LIMITS		DATE 18/09/2015	
PART NO		1. LINEAR DIMS. XX ± .005 X ± .000 2. ANGLES 0.0 1/2°		ORDERED ASHISH	
NEXT ASSEMBLY		USED ON		PROJECT OAL	
PART NO		USED ON		MANUFACTURING	
PART NO		USED ON		MATERIALS	
PART NO		USED ON		TECHNICAL	
PART NO		USED ON		SCALE 1:1	
PART NO		USED ON		QAD NO	
PART NO		USED ON		VG=FB	
PART NO		USED ON		SHEET 1 of 1	

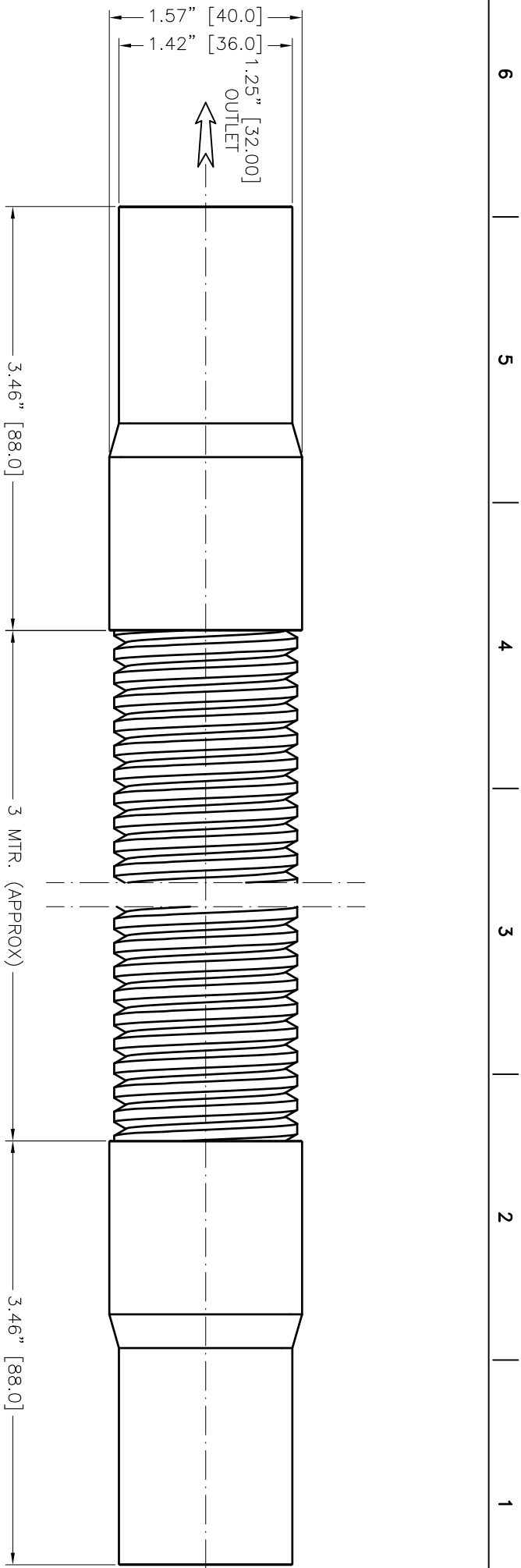
NEX FLOW AIR PRODUCTS CORP.
 10820 YONCE STREET, UNIT 359-220, RICHMOND HILL, ON L4C 3C7
 TEL: (416) 410-1313 & FAX: (416) 410-1806 WWW.NEX-FLOW.COM

TITLE - X-STREAM HAND VAC

PART NAME - FLAT FLOOR CLEANING BRUSH

REV P





THIRD ANGLE PROJECTION		REQUIREMENTS—UNLESS OTHERWISE SPECIFIED	
MATERIAL PLASTIC		GENERAL	
FINISH		LIMITS	
1. LINEAR DIMS. XX' = .005 X = .010 XX = .030	2. ANGLES = 3 1/2°	3. RUNOUT = .010 TIR	4. HOLES IN ACCORDANCE WITH AND 10387
1. DIMS ARE IN MM AND TOLERANCING IN ACCORDANCE WITH ANSI Y14.5 (1982)	2. MACHINE FINISH 125 MICRO INCH RMS	3. INTERNAL RADI .015	4. BREAK SHARP CORNERS .005 TO .015
CONTRACT NUMBER -		CLIENT -	
CONTRACTOR -		DESIGN -	
DATE -		CHECKED -	
DRAWN -		DATE -	
DESIGN -		PROJECT -	
ASHISH		QA -	
PROJECT -		MANUFACTURING -	
STRESS -		MATERIALS -	
THERMAL -		ELECTRICAL -	
MECHANISM -		SCALE 1:1	
TITLE X-STREAM HAND VAC		CND NO VG-FP	
PART NAME - FLEXIBLE PLASTIC PIPE WITH WELDED CUFFS		SHEET 1 OF 1	
SIZE C		RELEASE REV P -	
CASE CODE -		DWS NO -	

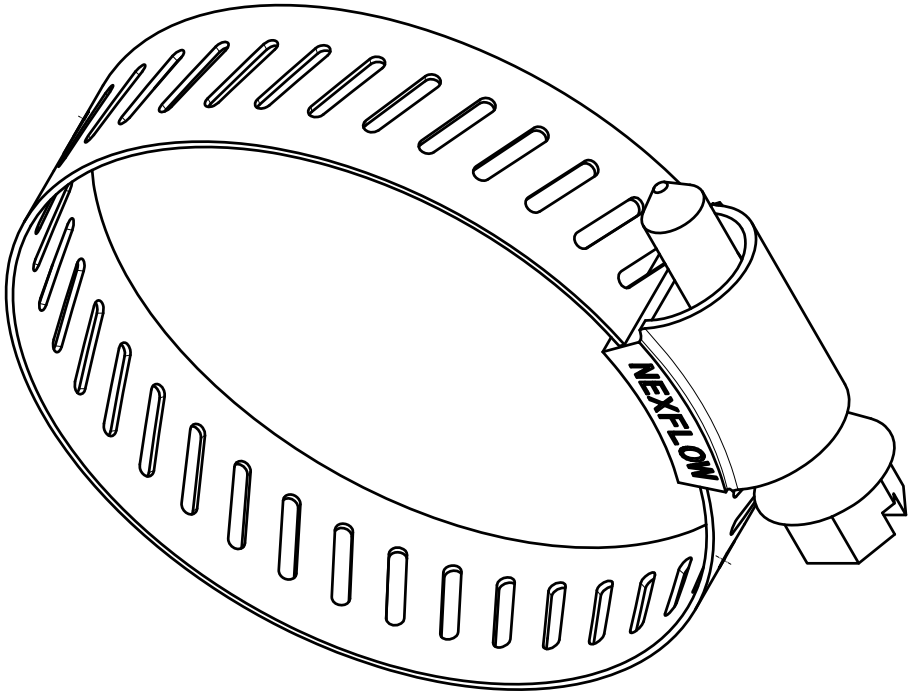
6 5 4 3 2 1

3.46" [88.0] 3 MTR. (APPROX) 3.46" [88.0]

1.57" [40.0] 1.42" [36.0] 1.25" [32.00] OUTLET

6 5 4 3 2 1

10520 YONGE STREET, UNIT 358-220 RICHMOND HILL, ON L4C 3C7
TEL: (416) 410-1313 & FAX: (416) 410-1806 WWW.NEX-FLOW.COM



		THIRD ANGLE PROJECTION	
SS-304		MATERIAL	
FINISH		FINISH	
NEST ASSEMBLY		USED ON	
PART NO		REV	
4		1	
3		2	
5		1	

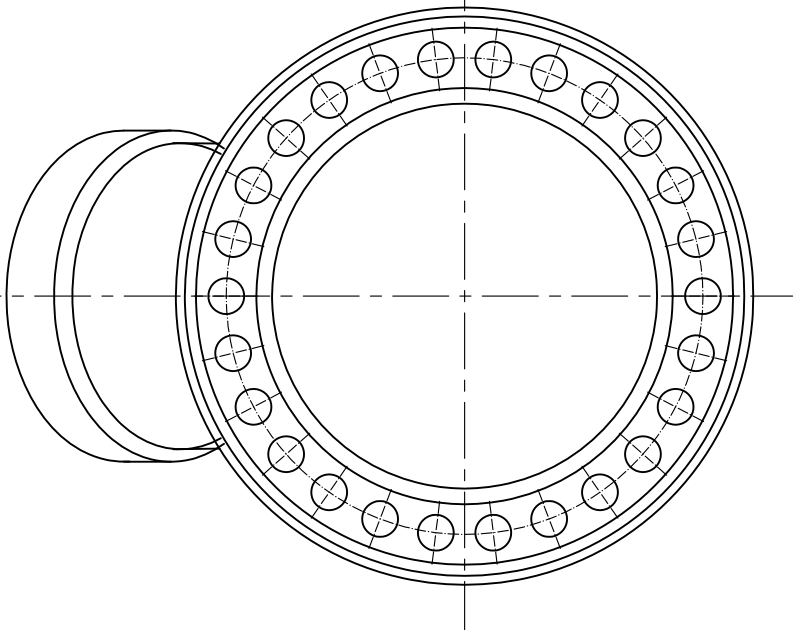
REQUIREMENTS-LIMITS
 OTHERWISE SPECIFIED
 GENERAL
 1. DIMS ARE IN MM UNLESS NOTED OTHERWISE
 2. DIMENSIONS AND TOLERANCES IN PARENT PARENTHESIS
 3. MACHINE FINISH UNLESS OTHERWISE NOTED
 4. INTERNAL RADIUS .015
 5. BREAK SHARP CORNERS .005 TO .015
 LIMITS
 1. LINEAR DIMS.
 XX = .005
 X = .030
 2. ANGLES 1/2°
 3. HOLE DIA 1/2°
 4. HOLES IN ACCORDANCE WITH AND 10927

CONTRACT NUMBER -
CLIENT -
CONTRACTOR -
DATE 18/04/2015
DESIGNED CHIRAG S
CHECKED KESHAV
PROJECT ASHISH
MANUFACTURING O.A.
STRESS -
INTERNAL -
EXTERNAL -
TECHNICAL -
REVISIONS -

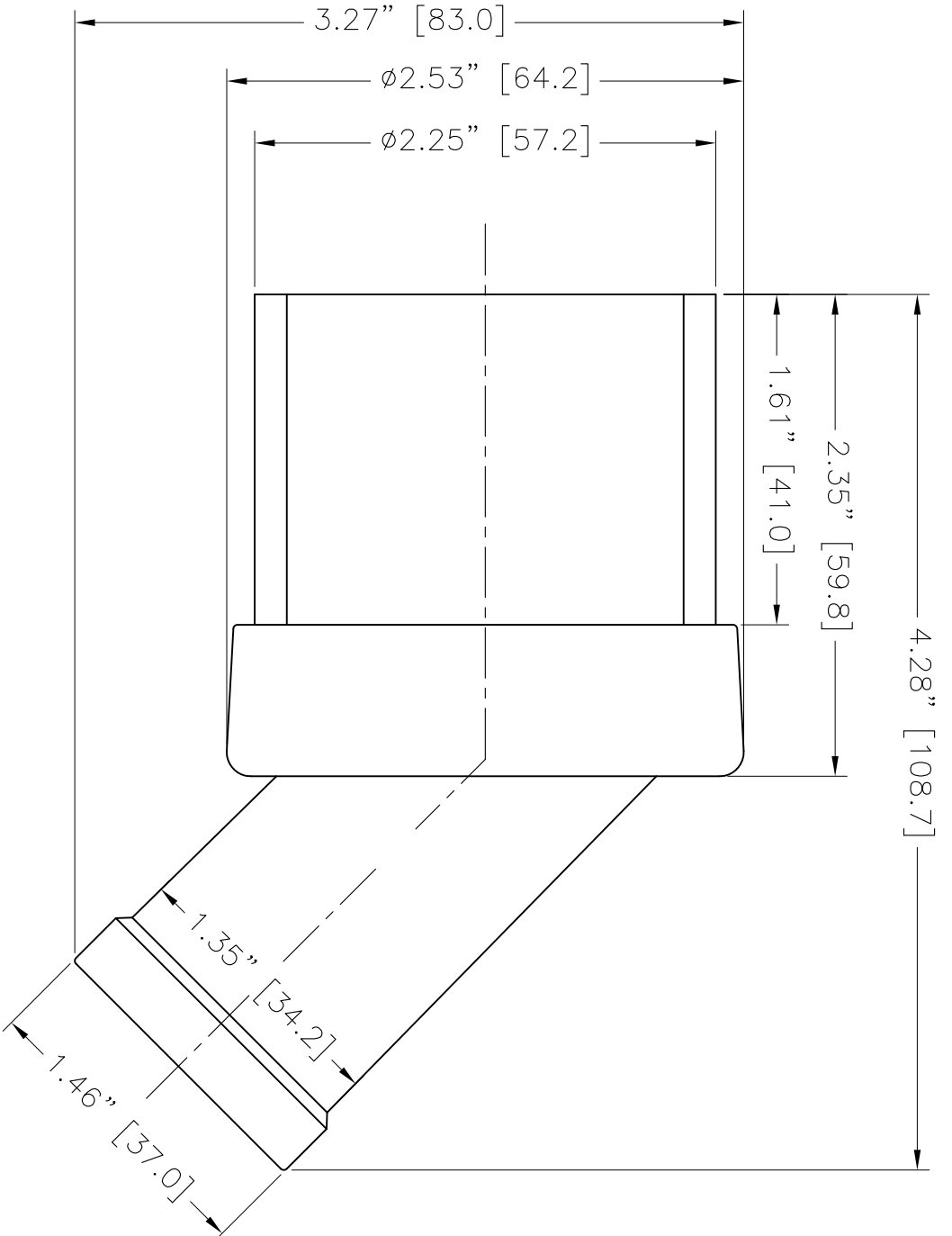
NEX FLOW AIR PRODUCTS CORP.
 10820 YONCE STREET, UNIT 359-220, RICHMOND HILL, ON L4C 3C7
 TEL: (416) 410-1313 & FAX: (416) 410-1806 WWW.NEX-FLOW.COM

TITLE -
PART NAME -
X-STREAM HAND VAC LOCK RING

SIZE C
SCALE 1:1
REV P
DATE CODE -
DWG NO -
QTY NO -
VG-LR -
SHEET 1 of 1



FRONT VIEW



SIDE VIEW

A

B

C

D

6

6

5

5

4

4

3

3

2

2

1

1

A

B

C

D

THIRD ANGLE PROJECTION	
MATERIAL	PLASTIC

REQUIREMENTS - UNLESS OTHERWISE SPECIFIED	GENERAL	CLIENT	CONTRACT NUMBER	-
1. DIMS ARE IN MM	TOLERANCING IN	CONTRACTOR	DATE	18/04/2015
2. ACCORDANCE WITH ANSI Y14.5 (1982)	3. MACHINE FINISH 125 MICRO INCH RMS	CHIRAG S	DESIGN	ASHISH
3. MACHINE FINISH 125 MICRO INCH RMS	4. INTERNAL RADI 015	PROJECT	MANUFACTURING	MANUFACTURING
4. INTERNAL RADI 015	5. BREAK SHARP CORNERS .005 TO 015	ASHISH	MATERIALS	MATERIALS
5. BREAK SHARP CORNERS .005 TO 015	LIMITS	ASHISH	ELECTRICAL	ELECTRICAL

FINISH	-	USED ON	-	QTY PER PART NO	-
NEXT ASSEMBLY	-	USED ON	-	QTY PER PART NO	-
PART NO	-	USED ON	-	QTY PER PART NO	-

1. LINEAR DIMS.	.XXX = .005
2. ANGLES	XX = .010
3. ROUNDT .010 TIR	X = ± 1/2°
4. HOLES IN ACCORDANCE WITH AND 10387	

NEX FLOW AIR PRODUCTS CORP.	
10620 YONGE STREET, UNIT 358-220, RICHMOND HILL, ON L4C 3C7	
TEL: (416) 410-1313 & FAX: (416) 410-1806 WWW.NEX-FLOW.COM	
TITLE	X-STREAM HAND VAC
PART NAME	ROUND FLOOR CLEANING BRUSH
SIZE	CAGE CODE
C	-
SCALE	DWG NO
1:1	-
CAD NO	RELEASE
VG-RB	P
SHEET	REV
1	-